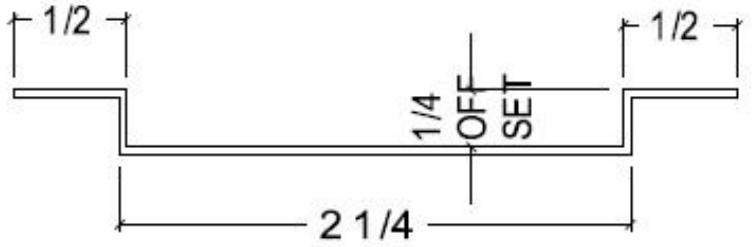
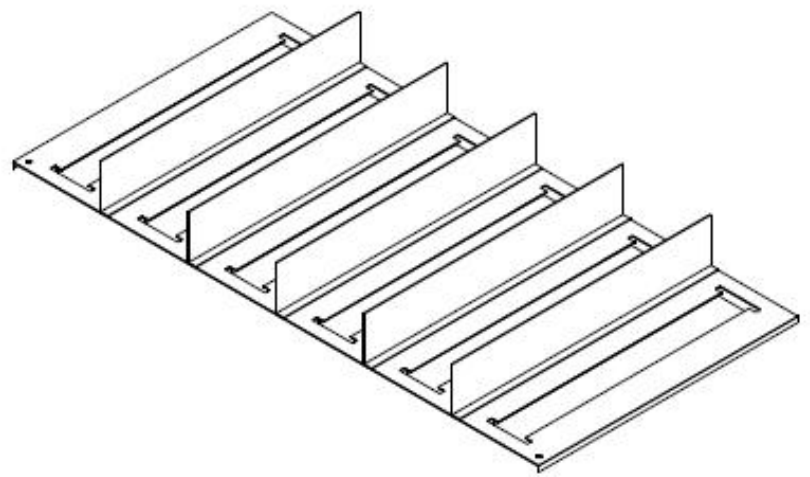
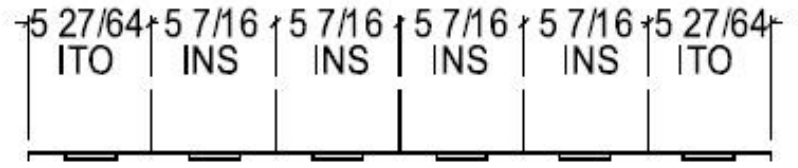


INSERT

BLANK: 33-5/16" x 16-1/8" x 22 GA.
 AMADA: 33-5/16" x 19-5/8"; @ 1/BL



FOLLOW CHANNEL
 BLANK: 3-9/16" x 13-15/16" x 22 GA

DIMDER

BLANK: 3-3/16" X 16-1/8" X 20 GA

